



ASIAN AMERICANS  
**ADVANCING  
JUSTICE**  
LOS ANGELES

# *Asian Americans at the Ballot Box: The California Electorate*

Daniel Kikuo Ichinose, M.A.  
Director, Demographic Research Project  
Asian Americans Advancing Justice - Los Angeles

March 30, 2016

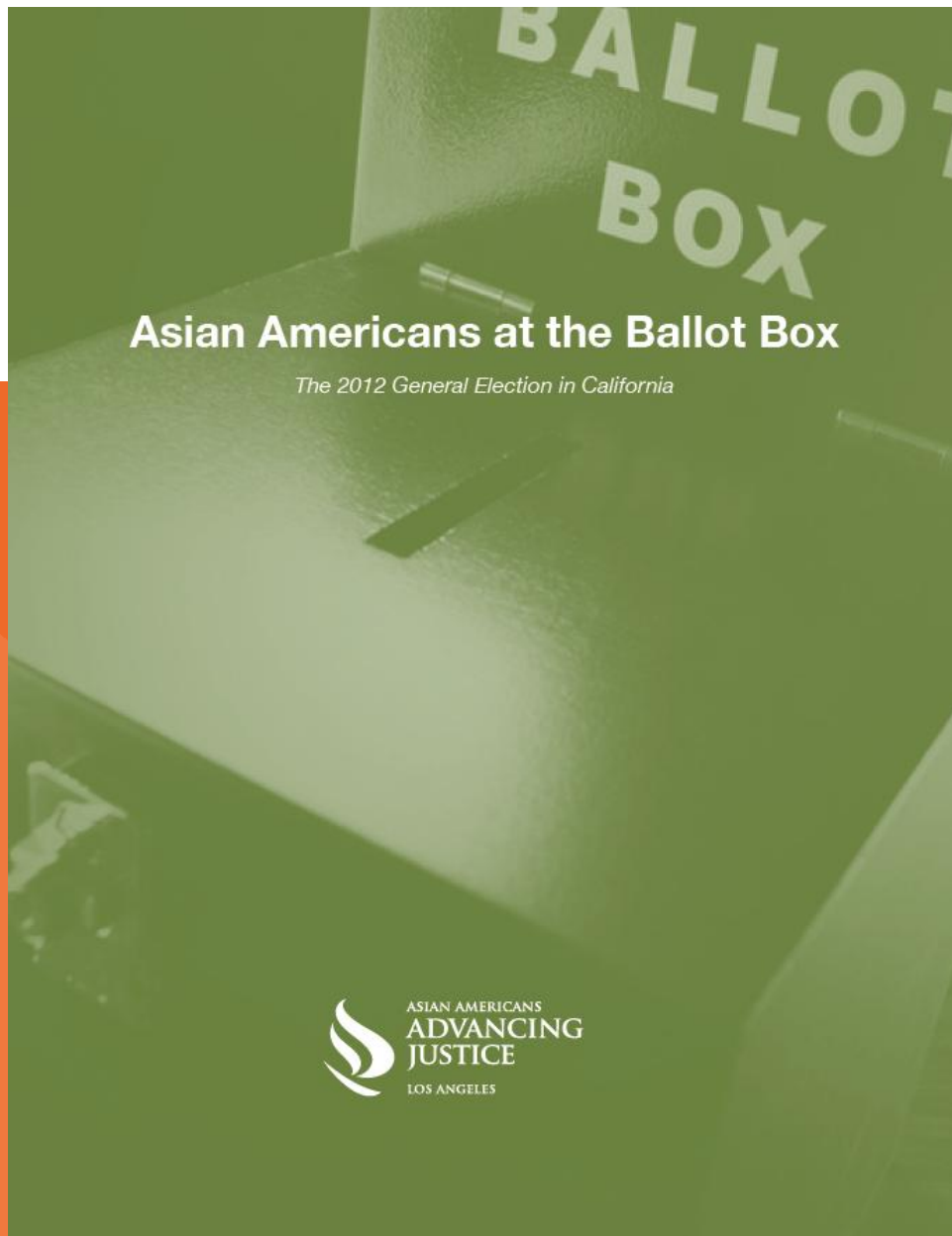
Building upon the legacy of the Asian Pacific American Legal Center



ASIAN AMERICANS  
**ADVANCING  
JUSTICE**  
LOS ANGELES

**Better understanding of  
the civic engagement of  
California's fastest growing  
racial group**

**Identify  
opportunities for,  
challenges to  
greater influence**



## **Asian Americans at the Ballot Box**

*The 2012 General Election in California*

ASIAN AMERICANS  
**ADVANCING  
JUSTICE**  
LOS ANGELES

# THE ASIAN AMERICAN ELECTORATE IN CALIFORNIA

# 1.7 million

Asian Americans were  
registered to vote in California  
as of the 2012 Presidential Election

# 60%

The number of Asian Americans  
registered to vote in California  
increased 60% between  
2002 and 2012

# 11%

Asian Americans will make up  
nearly 11% of California voters  
by the 2016 presidential election



# THE ASIAN AMERICAN ELECTORATE INFLUENCE

# 25

legislative districts in which Asian Americans make up 25% of more of the electorate

**Percent of Legislative District that is Asian American  
California, 2010 Population & 2012 Voter Registration, Ranked by Percent of Population that is Asian American**

CONGRESSIONAL DISTRICT	MEMBER	LOCATION	% AA POP 2010	% AA VAP 2010	% AA CVAP 2010	% AA REG 2012
17	Honda	Santa Clara / Alameda	51%	50%	39%	35%
27	Chu	Los Angeles (San Gabriel Valley)	38%	39%	32%	25%
12	Pelosi	San Francisco	33%	32%	28%	21%
14	Speier	San Mateo / San Francisco	32%	32%	29%	19%
39	Royce	Orange / Los Angeles	29%	30%	25%	19%

STATE SENATE DISTRICT	MEMBER	LOCATION	% AA POP 2010	% AA VAP 2010	% AA CVAP 2010	% AA REG 2012
10	Corbett	Alameda / Santa Clara	41%	41%	34%	
11	Leno	San Francisco / San Mateo	37%	37%	32%	23%
22	De Leon	Los Angeles (East Los Angeles)	32%	35%	32%	
15	Beall	Santa Clara	31%	31%	26%	24%
29	Huff	Orange / Los Angeles	27%	28%	24%	19%

STATE ASSEMBLY DISTRICT	MEMBER	LOCATION	% AA POP 2010	% AA VAP 2010	% AA CVAP 2010	% AA REG 2012
49	Chau	Los Angeles (San Gabriel Valley)	53%	55%	50%	43%
25	Wieckowski	Santa Clara / Alameda	51%	50%	40%	36%
19	Ting	San Francisco / San Mateo	46%	45%	40%	28%
27	Campos	Santa Clara	33%	34%	35%	32%
72	Allen	Orange	33%	33%	28%	28%

Note: 'Pop' represents population, 'VAP' represents voting-age population (those old enough to vote), 'CVAP' represents citizen voting-age population (those eligible to register to vote), and 'Reg' represents voter registration. Population data are from the California Citizen's Redistricting Commission; voter registration data are from an Asian Americans Advancing Justice - Los Angeles analysis of the California Secretary of State's Office's Statewide Voter File (April 8, 2013).



# THE ASIAN AMERICAN ELECTORATE INFLUENCE

# 38

legislative districts in which Asian American voter registration exceeded the margin of victory

**Asian American Voter Registration as a Percent of Margin of Victory in Legislative Districts California, 2012 General Election, Ranked by Percent of Margin of Victory**

CONGRESSIONAL DISTRICT	WINNER	LOCATION	MARGIN OF VICTORY (MOV)	AA REG	AA REG / MOV
15	Swalwell	Alameda	9,742	64,423	661%
52	Peters	San Diego	6,992	36,131	517%
07	Bera	Sacramento	9,191	31,570	343%
39	Royce	Orange / Los Angeles	39,247	75,971	194%
47	Lowenthal	Los Angeles / Orange	30,174	58,196	193%

STATE SENATE DISTRICT	WINNER	LOCATION	MARGIN OF VICTORY (MOV)	AA REG	AA REG / MOV
05	Galgiani	San Joaquin / Stanislaus	2,923	30,443	1042%
29	Huff	Orange / Los Angeles	29,684	90,176	304%
15	Beall	Santa Clara	38,106	105,077	276%
27	Pavley	Los Angeles / Ventura	26,319	37,266	142%
37	Walters	Orange	52,491	66,478	127%

STATE ASSEMBLY DISTRICT	WINNER	LOCATION	MARGIN OF VICTORY (MOV)	AA REG	AA REG / MOV
20	Quirk	Alameda	917	48,027	5237%
36	Fox	Los Angeles (Lancaster / Palmdale)	145	5,516	3804%
18	Bonta	Alameda	1,443	37,673	2611%
50	Bloom	Los Angeles (Westside)	1,705	17,898	1050%
40	Morrell	San Bernardino	1,018	10,058	988%

Margin of victory data are from the California Secretary of State's Office; voter registration data are from an Asian Americans Advancing Justice - Los Angeles analysis of the California Secretary of State's Office's Statewide Voter File (April 8, 2013).

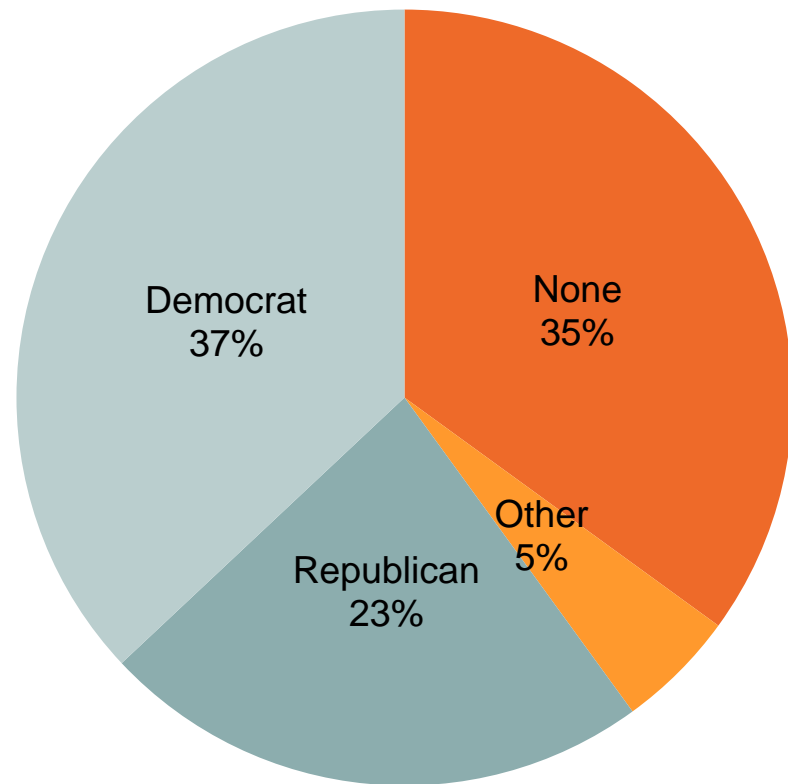


# THE ASIAN AMERICAN ELECTORATE PARTY AFFILIATION

# 35%

of Asian American registered voters statewide are unaffiliated with a political party

*Party Affiliation*

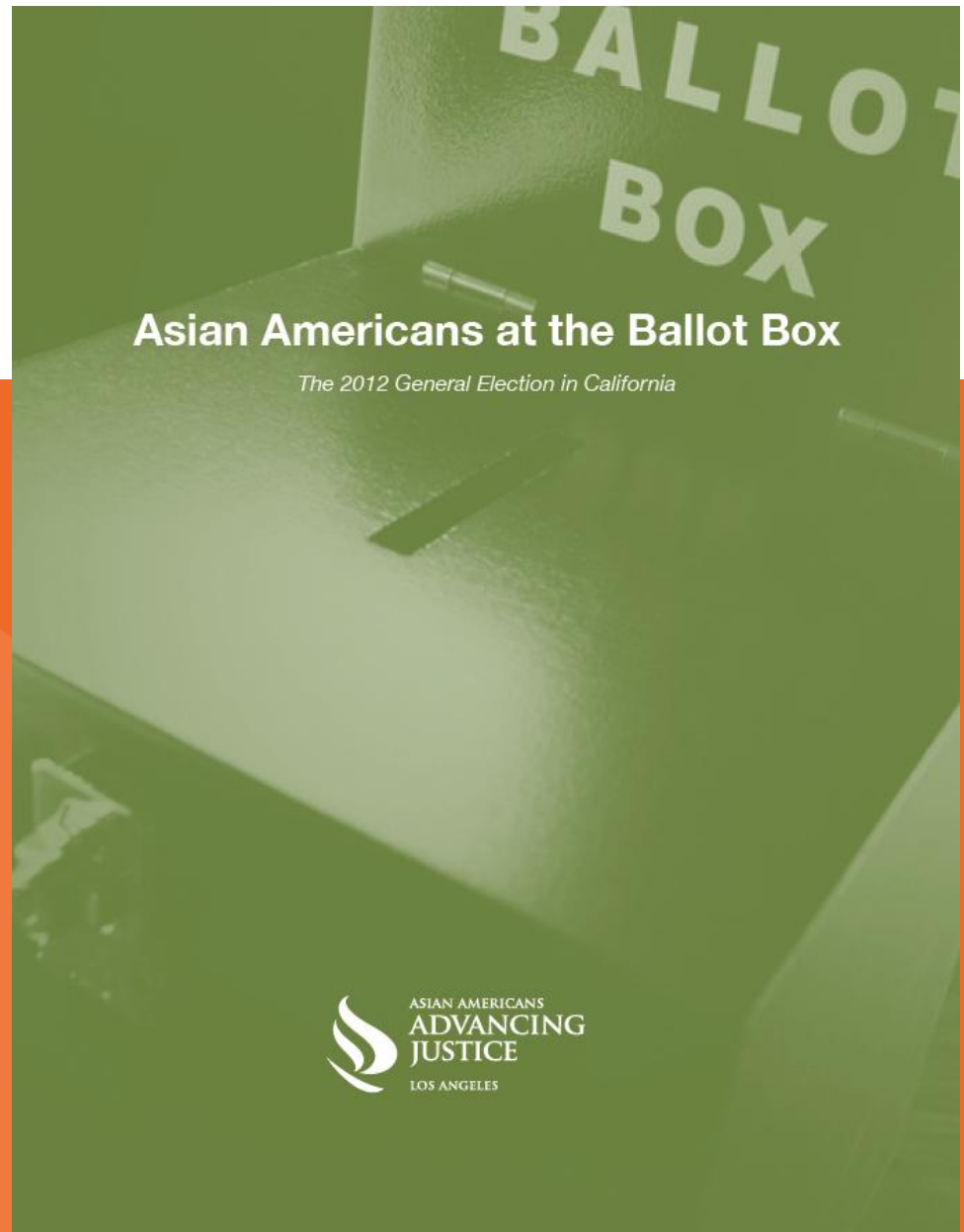




ASIAN AMERICANS  
**ADVANCING  
JUSTICE**  
LOS ANGELES

**New statewide poll of  
Asian American  
registered voters  
in California**

**Los Angeles County portion  
in partnership with  
the Pat Brown Institute,  
Cal State Los Angeles**



Building upon the legacy of the Asian Pacific American Legal Center

# THE ASIAN AMERICAN ELECTORATE 2016 STATEWIDE PHONE POLL

**3,516**

Asian American  
registered voters  
surveyed in California

**6**

Surveyed in six Asian languages,  
including Chinese (Cantonese, Mandarin),  
Hindi, Japanese, Korean, Tagalog,  
and Vietnamese

**1.65%**

Margin of error for  
full Asian American sample



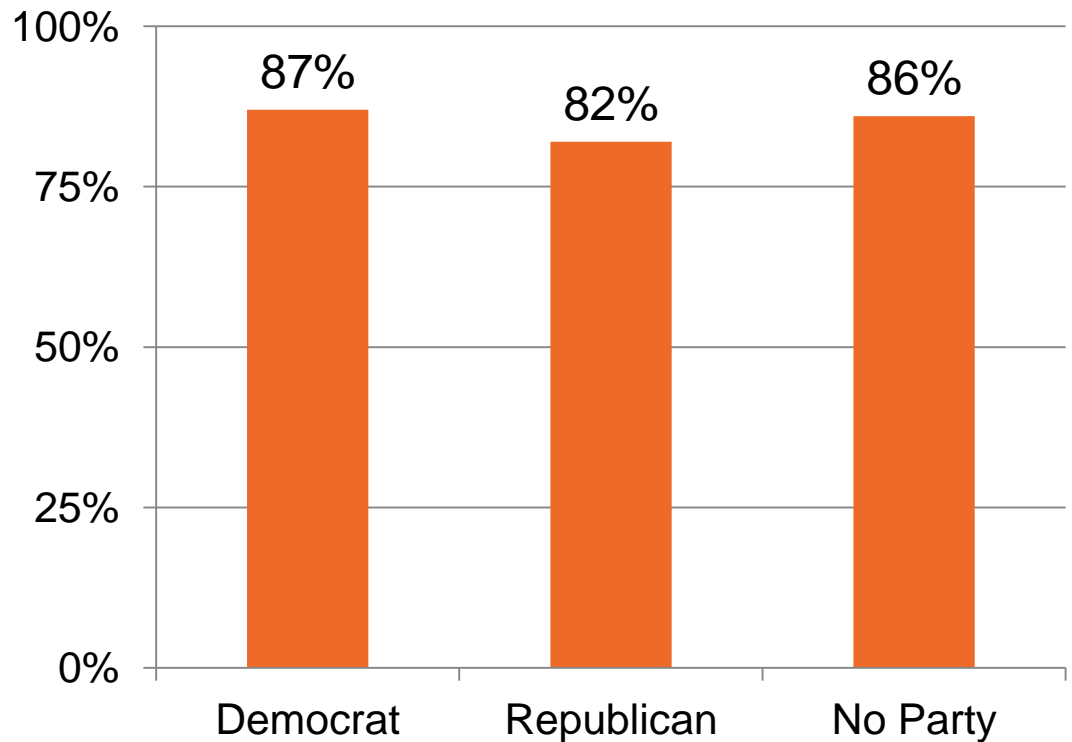


# 2016 STATEWIDE PHONE POLL ISSUES: EDUCATION

# 85%

support increasing  
the number of  
students allowed to  
enroll in UC and  
CSU campuses  
each year

**Support for Increasing UC, CSU Slots  
March 2016**

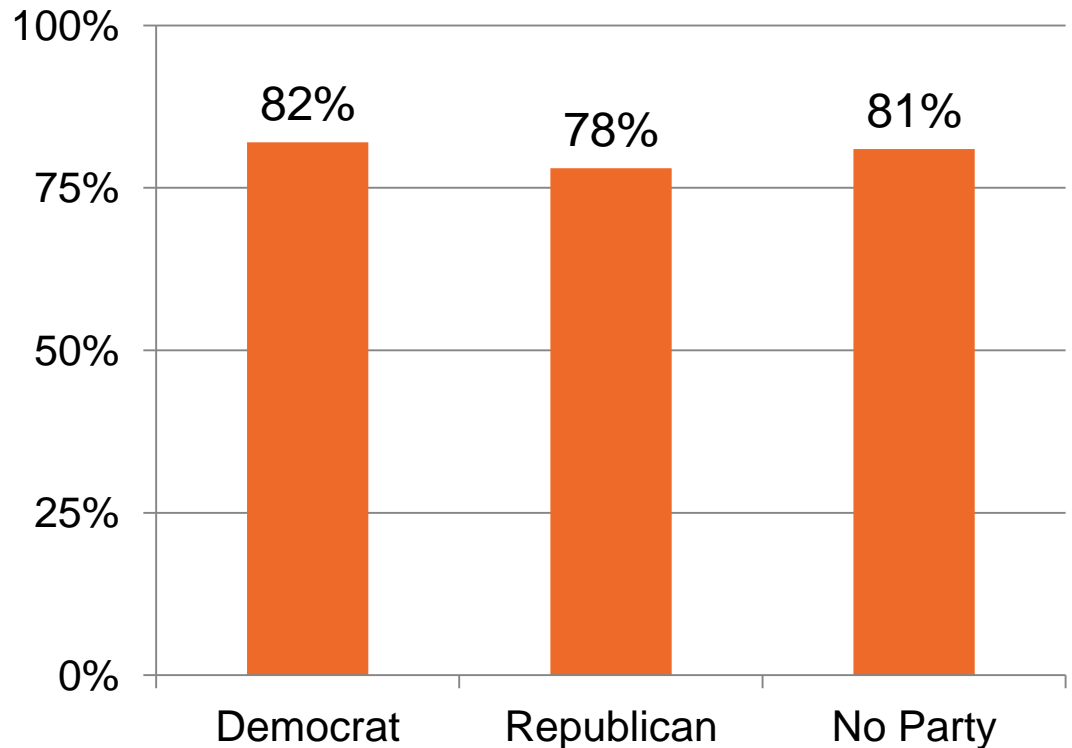


# 2016 STATEWIDE PHONE POLL ISSUES: EDUCATION

# 80%

support giving students who are low-income, ELL, or foster youth priority for some of those new slots

**Support for Low-Income, ELL Priority  
March 2016**

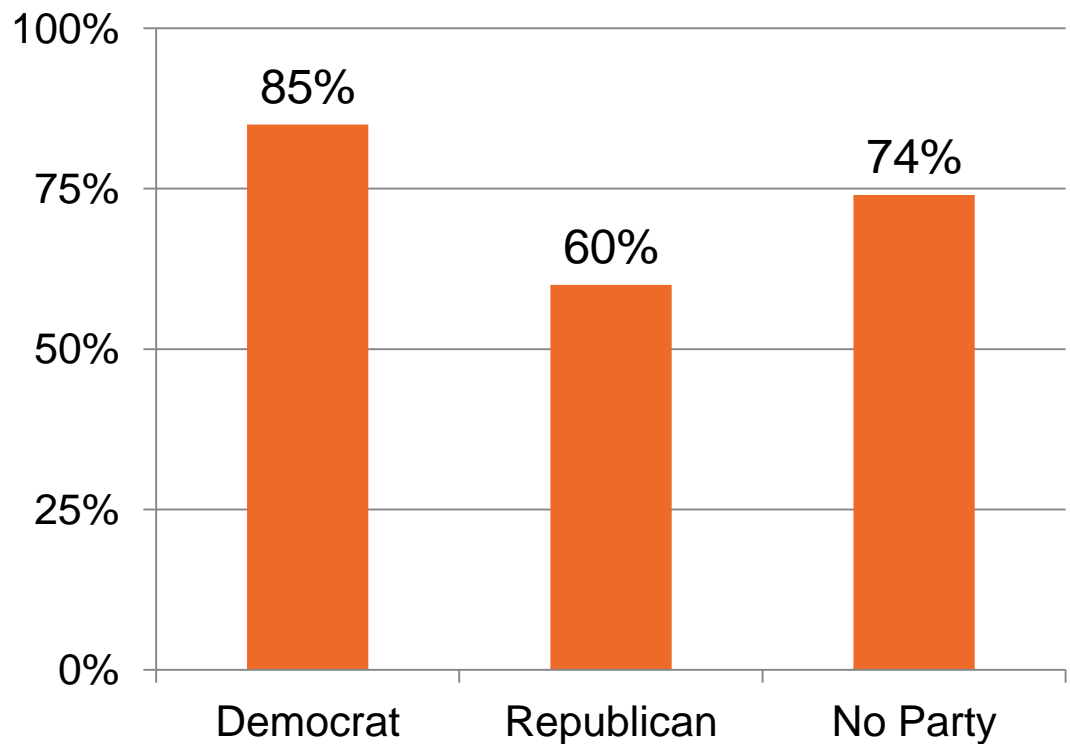


# 2016 STATEWIDE PHONE POLL ISSUES: HEALTHCARE

76%

think the  
Affordable Care Act  
is good for America

**Support for the Affordable Care Act  
March 2016**

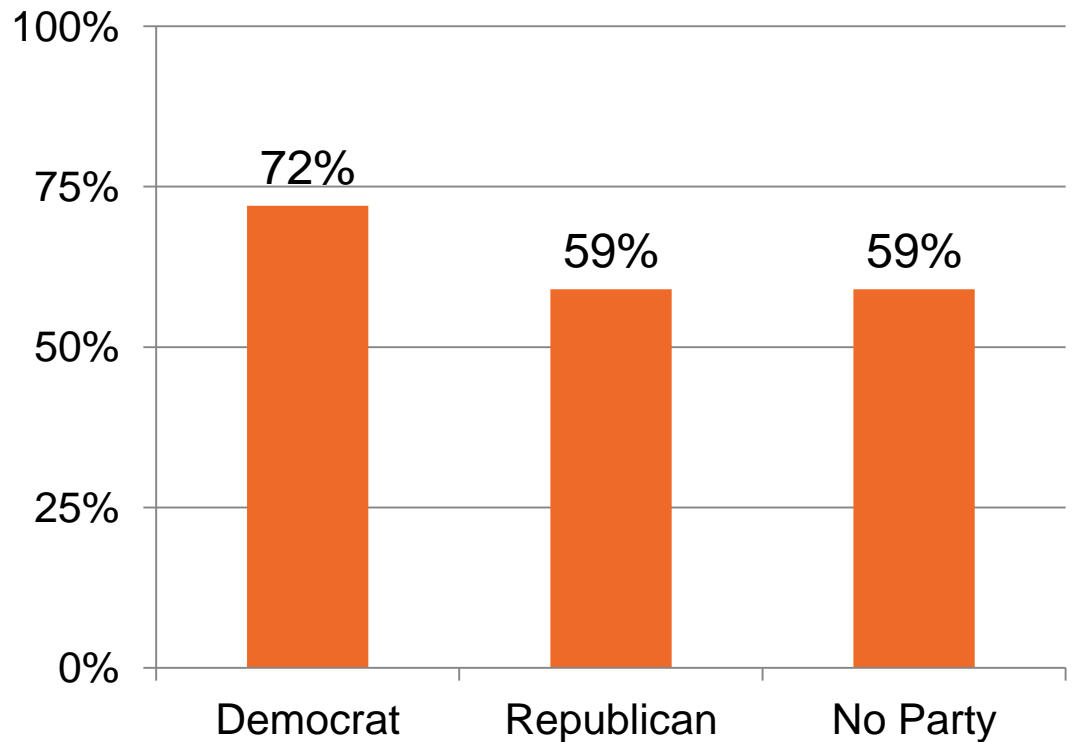


# 2016 STATEWIDE PHONE POLL ISSUES: IMMIGRATION REFORM

# 65%

support a path to  
legalization for the  
undocumented

***Support for a Path to Legalization  
March 2016***

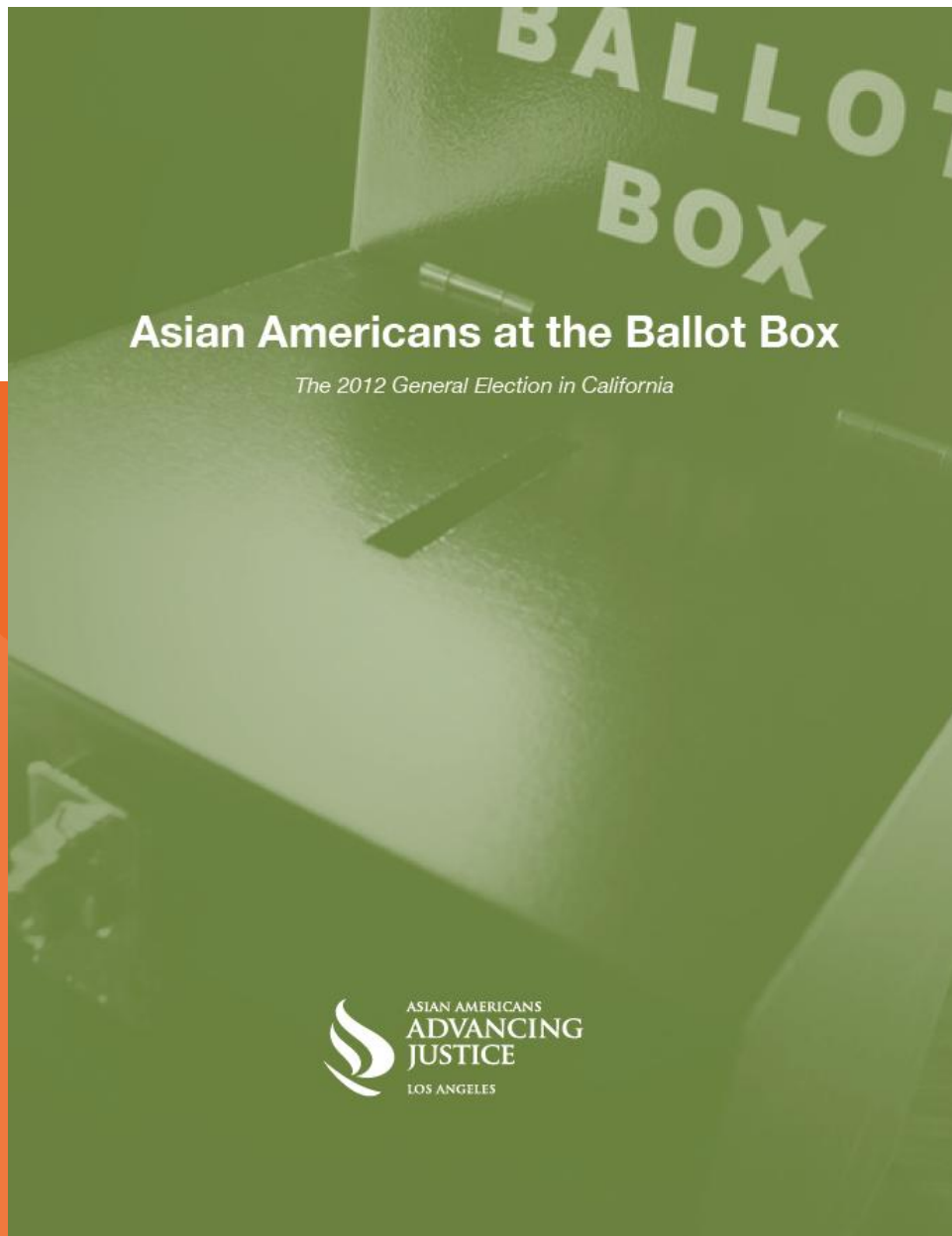




ASIAN AMERICANS  
**ADVANCING  
JUSTICE**  
LOS ANGELES

**Available online**

***[www.advancingjustice-la.org/  
demographics](http://www.advancingjustice-la.org/demographics)***



## **Asian Americans at the Ballot Box**

*The 2012 General Election in California*

ASIAN AMERICANS  
**ADVANCING  
JUSTICE**  
LOS ANGELES